



HECKLER & KOCH

NO COMPROMISE

HK UMP GBB

GAS AIRSOFT / cal. 6 mm

powered by **UMBREX** www.umbrex.com

UMBREX HOLDS THE WORLDWIDE EXCLUSIVE HK-TRADEMARK AND EXTERIOR DESIGN COPY LICENSE FOR USE WITH THIS PRODUCT, GRANTED BY HECKLER & KOCH GMBH.



- EN Operating instructions 2 - 9
- FR Mode d'emploi 10 - 17
- ES Manual de instrucciones 18 - 25

⚠ WARNING: NOT A TOY. ADULT SUPERVISION IS REQUIRED. MISUSE MAY CAUSE SERIOUS INJURY, ESPECIALLY TO THE EYE. EYE PROTECTION DESIGNED FOR AIRSOFT GUNS MUST BE WORN BY THE USER AND ANY PERSON WITHIN RANGE. READ THIS OWNER'S MANUAL BEFORE USING. MAY BE DANGEROUS UP TO 220 YARDS (200 METERS).



SAFE GUN HANDLING



DESCRIPTION



OPERATION



CARE



SAFETY INSTRUCTIONS

You should be fully familiar with the proper and safe handling of your airsoft gun. The basic principles of gun safety require you to always apply the following rules when handling an airsoft gun.

- Never point the air soft gun at anything you do not intend to shoot.
- Always treat the air soft gun as though it is loaded and with the same respect you would a firearm.
- Always aim in a **SAFE DIRECTION**. Keep the muzzle pointed in a **SAFE DIRECTION**.
- Always keep the gun on **SAFE** until ready to shoot.
- Always keep your finger off the trigger and out of the trigger guard until ready to shoot.
- You and others within the gun's range should always wear eye protection designed for airsoft guns to protect your eyes.
- Use .24 caliber (6 mm) plastic BBs only.
- Do not shoot at hard surfaces or at the surface of water; the plastic BBs may bounce off or ricochet and hit someone or something you had not intended to hit.
- DO NOT reuse fired plastic BBs because they could cause possible damage to your airsoft gun.
- Replace the backstop if it becomes worn. Place the backstop in a location that will be safe should the backstop fail.
- Do not put the airsoft gun away loaded. Make sure **ALL** of the plastic BBs and power source are unloaded from the airsoft gun.
- Always store this airsoft gun in a secure location.
- Check to make sure the gun is unloaded when getting it from storage or another person.
- **DO NOT ATTEMPT TO DISASSEMBLE OR TAMPER WITH YOUR AIR SOFT GUN. CALL CUSTOMER SERVICE AT UMAREX USA FOR REPAIR.**



Note on batteries: Batteries must not be exposed to excessive sources of heat such as sunshine, fire or similar. Only rechargeable batteries may be charged. It is unlawful to dispose of used batteries along with common household waste. You are obligated to dispose of old batteries (free of charge) at a public collection point, a business which will accept their return or at a technical customer service location. Used primary and secondary (rechargeable) batteries contain high percentages of reusable substances, recoverable resources. By ensuring their recovery through appropriate recycling processes instead of combining them with common waste materials, you make a contribution in preserving important resources and protecting the environment from harmful heavy metal substances. Batteries containing pollutants are marked with the symbol of a crossed-out garbage can and a chemical symbol (Cd, Hg or Pb) which is essential for classification of the polluting heavy metal. Please contact your local authorities for information about disposal facilities.

For lithium-based primary and secondary batteries: Only dispose of completely discharged batteries. If a battery is not completely discharged, precautions must be taken to prevent short circuiting its terminals, e.g. isolation of the terminals.

CAUTION:

EYE PROTECTION
REQUIRED
WEAR YOUR
SHOOTING GLASSES



**TECHNICAL DATA FOR HK UMP GBB**

System:	Gas Airsoft
Caliber/Ammo:	cal. 6 mm BB
Velocity:	360 fps (.20 g) / 430 fps (.12 g)*
Barrel length:	7 in.
Length:	17.75-27.25 in.
Weight:	4.65 lbs.
Magazine capacity:	30 BBs
Dangerous Distance:	220 yds (200 m)

*Do not use .12 g BBs in this gun, it will void your warranty.





CAUTION

Buyer should be at least 18 years of age to purchase this airsoft gun.

Carefully read and understand these instructions before using this airsoft gun. Buyer and user have the duty to obey all laws regarding the purchase, use and ownership of this airsoft gun.

WARNING: DO NOT BRANDISH OR DISPLAY THIS AIRSOFT GUN IN PUBLIC - IT MAY CONFUSE PEOPLE AND MAY BE A CRIME. POLICE AND OTHERS MAY THINK THIS AIRGUN IS A FIREARM. DO NOT CHANGE THE COLORATION AND MARKINGS TO MAKE IT LOOK MORE LIKE A FIREARM. THAT IS DANGEROUS AND MAY BE A CRIME.

WARNING: NEVER ASSUME THAT BECAUSE THE AIRSOFT GUN NO LONGER FIRES A BB AND/OR THE MAGAZINE IS REMOVED FROM THE GRIP FRAME THAT A PLASTIC BB IS NOT LODGED IN THE BARREL. ALWAYS TREAT THE AIRSOFT GUN AS THOUGH IT IS LOADED AND WITH THE SAME RESPECT YOU WOULD A FIREARM.

WARNING: NEVER LEAVE A COCKED OR LOADED AIRSOFT GUN UNATTENDED! YOU SHOULD STORE THIS GUN IN UNLOADED AND DECOCKED CONDITION. PUT THE SAFETY "ON SAFE" AND MAKE CAREFULLY SURE THAT THE BARREL IS CLEAR. KEEP THE GUN AWAY FROM CHILDREN AND PERSONS NOT SKILLED IN THE USE OF ARMS. KEEP GUN AND PROJECTILES SEPARATE FROM EACH OTHER SO THAT UNAUTHORIZED PERSONS HAVE NO ACCESS TO IT.

WARNING: YOU SHOULD MAKE IT A HABIT TO LEAVE THE SAFETY ALWAYS IN THE "ON SAFE" POSITION UNTIL YOU INTEND TO FIRE.

CAUTION

- Only handle the airsoft gun when it is ON SAFE.
- Always make sure that the muzzle points into a safe direction.



WARNING: MAKE SURE THAT THE MUZZLE OF THE GUN ALWAYS POINTS INTO A SAFE DIRECTION. NEVER AIM AT PETS OR UNSUSPECTING PERSONS. ALWAYS TREAT YOUR GUN AS IF IT WAS LOADED AND READY TO FIRE.



CHARGING WITH GAS

EN

⚠ WARNING: FIRE AND EXPLOSION HAZARD CONTAINS FLAMMABLE GAS UNDER PRESSURE. DO NOT IGNITE GAS. KEEP AWAY FROM HEAT, SPARKS OR FLAMES. BURNING GAS CAN MAKE CARBON MONOXIDE (CO). CO (CARBON MONOXIDE) IS INVISIBLE, HAS NO SMELL, AND IS LETHAL. GAS CAN MAY EXPLODE WHEN HEATED. RUPTURED GAS CAN MAY ROCKET.

⚠ WARNING: DO NOT INHALE GAS. GAS VAPORS MAY CAUSE DIZZINESS OR ASPHYXIATION WITHOUT WARNING.

⚠ IMPORTANT:

TO REDUCE CHANCE OF FIRE OR EXPLOSION:

- Always check gas can and charging adapter valve seal. Do not use if gas can has any unusual dent or rust and/or seal is loose.
- Attach charging adapter outdoors, away from flames or sparks or any other source that could ignite gas.
- Check for leaks in one or more of these ways: Apply soapy water to all connections. LOOK for bubbles, LISTEN for hiss of escaping gas, FEEL for extreme cold, and SMELL for rotten egg odor. If leaking is found, do not use.

⚠ IMPORTANT:

TO USE GREEN GAS:

- Invert gas can and make sure charging adapter is perpendicular to the valve stem of airsoft gun gas reservoir.
- Push can firmly for two or three seconds, pause, repeat. Reservoir is full when you see a little bit of gas exit the valve.
- For best performance, after charging, allow airsoft gun gas reservoir to reach room temperature before use.

NOTE: Valve misalignment will cause excessive gas leak when charging gas and may result in an inadequate charge.

GREEN GAS HANDLING & STORAGE:

- Keep out of reach of children.
- Do not expose to heat, sparks, or flame.
- Do not leave in direct sunlight.
- Do not store at temperatures above 122°F or below 32°F.
- Never store in living spaces.
- Never refill a green gas canister. Refilling may cause explosion.
- Never put into luggage or take on trains or aircraft.
- Never put in fire or incinerator.
- Do not puncture.



REMOVING GAS

Hold the magazine at its bottom. Press the valve. Residual gas may now be discharged.

NOTE: Keep the magazine with gas tank tilted. Attach the gas flask vertically to the charging port of the magazine. Press the flask against the port. The magazine is fully charged when you observe a discharge of gas from the port.

⚠ WARNING: KEEP HANDS AND FACE AT A SAFE DISTANCE FROM THE ESCAPING GAS. ESCAPING GAS MAY CAUSE FROSTBITE. GAS MAY EXPLODE IF EXPOSED TO TEMPERATURES EXCEEDING 122°F. DO NOT SMOKE, KEEP AWAY FROM OPEN FIRE AND FLAMES. THE GAS IS HIGHLY FLAMMABLE.



CAUTION



Only use flawless high quality BBs. Never use the following BBs:

❶ diameter larger than 6mm, ❷ with edges, ❸ both halves not aligned, ❹ used, soiled.

Warranty expires if non-recommended BBs are used.

It's recommended to use precision BBs from UMAREX.

To ensure proper operation of the magazine, protect it from dirt and dust.



1 Press the magazine release.

⚠ WARNING: USE .24 CALIBER (6 MM) PLASTIC BBs ONLY IN THIS AIRSOFT GUN. USE OF ANY OTHER AMMUNITION CAN CAUSE INJURY TO YOU OR DAMAGE TO THE AIRSOFT GUN.





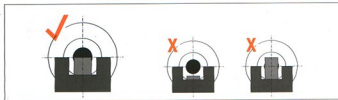
ADJUSTABLE SIGHTS



Precise shooting



Rapid target acquisition

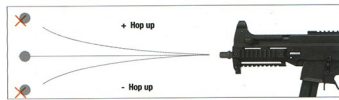
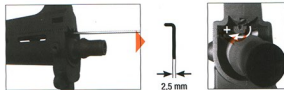


SHOOTING

EN




ADJUSTABLE HOP UP





1 Push



2



Click

3

⚠ WARNING: NEVER ATTEMPT TO CLEAN THE GUN WITHOUT HAVING PUT THE SAFETY ON SAFE FIRST, REMOVE THE MAGAZINE AND BATTERIES AND CHECK THE BARREL, IT MUST BE CLEAR.

The exposed metal parts should be wiped clean using a slightly oiled cloth after handling to prevent rust. Use light acid free and resin free oil. RWS Spring Cylinder Oil is excellent for this. Perform routine inspections of the airsoft gun to check for proper operation.



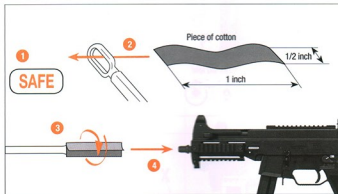
CAUTION

OILS THAT CONTAIN ACID OR RESIN CAN DAMAGE SEALS AND POSSIBLY THE FINISH OF THE STOCK.



CAUTION

- Adjust the hop up to its normal position before cleaning the airsoft gun.
- Do not force the rod into the barrel, as this could cause damage.
- Never drip silicone oil directly into the barrel.



Put the safety ON SAFE and remove the magazine and battery. Prepare a thin rod with a length of approx. 18 inches. Attach a piece of cotton fabric to its end and clean the barrel with some silicone oil.



PROBLEM SOLUTIONS



PROBLEMS

Faulty shooting direction

Gun does not shoot

Low shooting speed

POSSIBLE CAUSES

Safety activated	Charge the magazine again	Battery / Magazine empty	Dirty barrel	Extreme temperatures	Wrong ammunition	Ammunition loaded incorrectly	Sight not properly adjusted
			●	●	●	●	●
●	●	●			●	●	
			●	●	●	●	



REPAIR



CAUTION

ANY MODIFICATION OR TAMPERING WITH AN AIRSOFT GUN MAY CAUSE A MALFUNCTION, MAKE IT UNSAFE TO USE AND WILL VOID YOUR WARRANTY. ANY CHANGE IN PERFORMANCE, SUCH AS A LOWERED TRIGGER PULL FORCE AND SHORTENED TRIGGER TRAVEL, INDICATES POSSIBLE WEAR AND SUCH GUN SHOULD BE INSPECTED, REPLACED, OR PROPERLY REPAIRED. ANY AIRSOFT GUN THAT HAS BEEN DROPPED SHOULD BE CHECKED TO ENSURE ITS FUNCTION HAS NOT BEEN AFFECTED. REPAIRS SHOULD ONLY BE MADE BY AN AUTHORIZED UMAREX USA SERVICE CENTER.



WARRANTY

EN

This product is warranted to the retail consumer for one (1) year from date of purchase against defects in material and workmanship and is not transferable.

WHAT IS COVERED Replacement parts and labor.

WHAT IS NOT COVERED Shipping charges to Umarex USA for defective product and damages caused by abuse or failure to perform normal maintenance as well as any other expense. Consequential damages, or incidental expenses, including damage to property. Some states do not allow the exclusion or limitation of incidental or consequential damages, so the above limitation or exclusion may not apply to you.

WARRANTY CLAIMS Warranty Claims and Repair for U.S. and Canadian customers only. Call Umarex USA (479)-646-4210 and ask for the Service Department. If it is determined a return is necessary, you will be issued a Return Authorization Number. Write this number boldly on the box and return the product prepaid to Umarex USA USA (Canadian customers will be provided with the address of an authorized Canadian Repair Facility). Your name, address, phone number and a note explaining the defect found must be included in the package. A copy of the original dated purchase receipt must accompany the return. U.S. customers, include a check made to Umarex USA in the amount provided by Umarex USA's service department to cover shipping and handling.

WARRANTY VIOLATIONS

The following will void your warranty:

- physical abuse
- use of poor quality bbs (including .12 g bbs)
- disassembly
- internal upgrades

IMPLIED WARRANTIES Any implied warranties, including the implied warranties of merchantability and fitness for a particular purpose, are limited in duration to one (1) year from date of retail purchase. SOME STATES DO NOT ALLOW LIMITATIONS ON HOW LONG AN IMPLIED WARRANTY LASTS, SO THE ABOVE LIMITATIONS MAY NOT APPLY TO YOU. TO THE EXTENT ANY PROVISION OF THIS WARRANTY IS PROHIBITED BY FEDERAL, STATE, OR MUNICIPAL LAW WHICH CAN NOT BE PREEMPTED, IT SHALL NOT BE APPLICABLE. THIS WARRANTY GIVES YOU SPECIFIC LEGAL RIGHTS, AND YOU MAY ALSO HAVE OTHER RIGHTS WHICH VARY FROM STATE TO STATE AND COUNTRY TO COUNTRY.