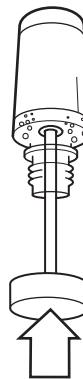
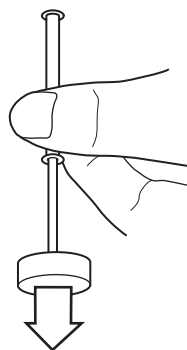


- ## PRECAUTIONS
- ### Gungas Propane Adaptor Kit
- Only use Propane Adaptor with disposable steel propane tanks of capacity not greater than 500g (18oz) and have passed the gauge test.
  - Do not use MAPP or ethylene.
  - Do not use propane adaptor near open flame or other sources of ignition.
  - Remove propane adaptors before storing/moving tanks to prevent accidental release of gas.
  - Ensure that adaptor is correctly installed before use.
  - Do not use adaptor in poorly ventilated or confined spaces.
  - Oil Pump
  - Do not use lubricated propane as combustible fuel eg. camp stove, plumbing torch.
  - Do not inject anything other than silicone oil.
  - Keep pump free of contamination eg. dust, sand etc.



### 1. PREPARE PUMP

Use the Oil Pump (optional) to prelubricate your entire tank of oil with the Airsoft Innovations Oil of your choice.



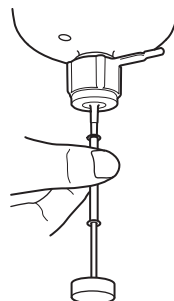
### 2. REMOVE AIR

Submerge end of pump into oil, push pump together releasing bubbles into oil. Repeat until air bubbles no longer emerge from oil pump.

## OIL PUMP

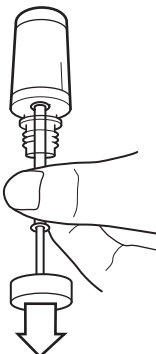
### 5. OPEN TANK VALVE

Firmly holding the brass body of the Oil Pump, push Propane Adaptor onto nozzle of the Propane Adaptor.



### 4. FIT TO ADAPTOR

Extend pump, filling it with oil.



### 3. PRIME PUMP



### GRENADE OIL

Follow steps 1-6 once. Your propane tank is then lubricated and ready for GBB use.

Repeat steps 1-6 four times to lubricate your propane tank for grenade use.

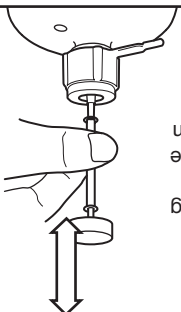
Do not use GBB Oil-ed propane in your Air Grenade or Grenade Oil-ed propane in your GBBs.

Use Propane Hang Tags to label gas can



### 6. INJECT OIL

Press top of pump, injecting oil into the propane tank. The pressure of the pump arm should return the pump arm to extended position.



Pump 20 times.

## CYCLONE GRENADE

The Cyclone Impact Grenade is the newest incarnation of the most ruthless spinning airsoft BB dispensing device out there. Using our new Quantum Drive engine, it unleashes a spinning storm of 140 BBs at 225 feet per second and is now available for about the price of a GBB pistol magazine.



## XL BURST

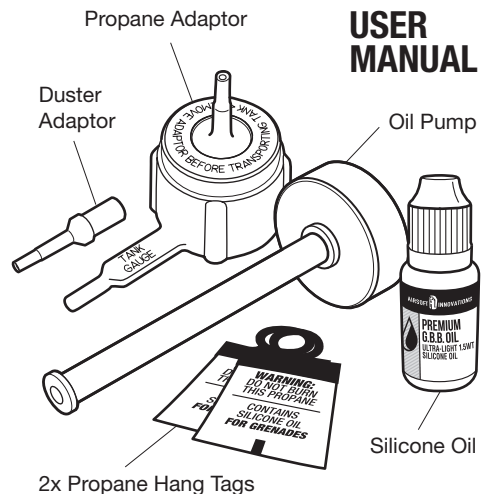
The XL Burst is our new loud and proud simulation flashbang. Made from fully CNC machined aluminum, this impact-activated grenade begs to get tossed, and only requires propane and dirt cheap burst elements. With a 125dBA bang, you'll know when it you hear it.



Check out our whole line of game changing airsoft products at [www.airsoft-innovations.com](http://www.airsoft-innovations.com)

# GUNGAS KIT

## THE ORIGINAL PROPANE ADAPTOR



AIRSOFT INNOVATIONS [www.airsoft-innovations.com](http://www.airsoft-innovations.com)

AIRSOFT INNOVATIONS

We at Airsoft Innovations stand by our products.  
[www.airsoft-innovations.com](http://www.airsoft-innovations.com)



## INTRODUCING QUANTUM DRIVE

The Cyclone grenade is our first product featuring the new Quantum Drive engine. With each BB taking its own turn in the acceleration barrel, it delivers consistent and brutal power at 700 rounds per second, all in a compact form factor.

Support:  
[www.airsoft-innovations.com/pages/support](http://www.airsoft-innovations.com/pages/support)

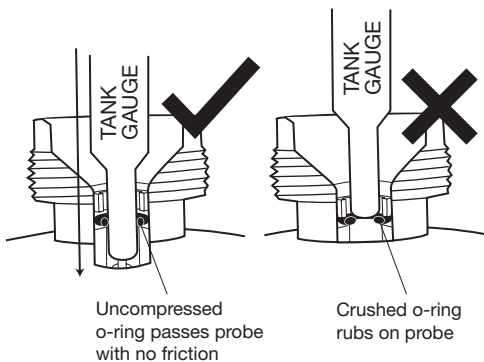
Dealer inquiries:  
[wholesale@airsoft-innovations.com](mailto:wholesale@airsoft-innovations.com)



Scan to subscribe to our newsletter and receive exclusive offers and the latest news on new and current products.

## BUYING THE RIGHT TANK

The Airsoft Innovations Propane Adaptor is designed to allow the user to fill their gas powered airsoft products with cheap, readily available propane from disposable steel tanks. Occasionally the o-ring in the neck of the propane tank is compressed by its retaining ring and doesn't correctly fit the stem of the Propane Adaptor nozzle. The tank gauge on the adaptor can be used to verify a tank before purchase.

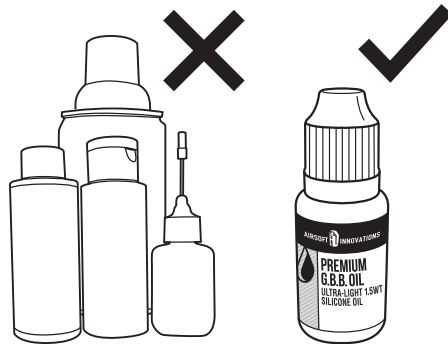


## OIL FOR YOUR GBBs

Included in your Gungas Kit is a bottle of ultra lightweight silicone oil for lubricating dry propane or duster specifically intended for use in your GBB.

Heavier silicone oils can foul the barrel and inner workings of your GBB and non-silicone based lubricants may degrade your seals and plastic components.

**Do not use AI Grenade Oil in your GBB device.**

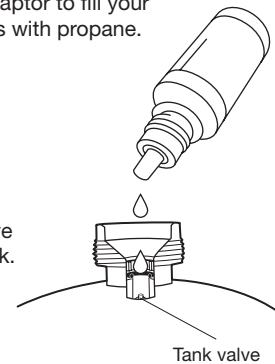


## PROPANE ADAPTOR

Use the propane adaptor to fill your GBB or AI Grenades with propane.

### 1. LUBRICATE PROPANE


Drip two drops of GBB or Grenade Oil directly into the valve of your propane tank.



### 2. INSTALL

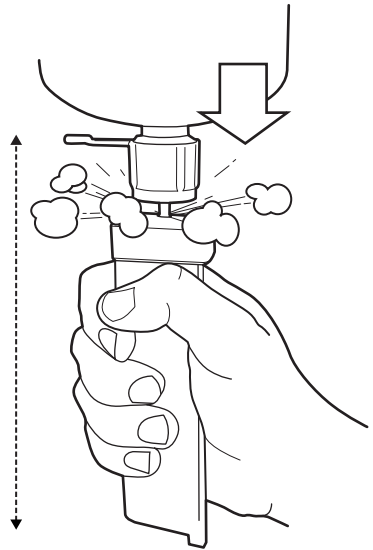
Screw Propane Adaptor tightly onto the threads of your propane tank.

**Remove Propane Adaptor before transporting tank.**



## FILLING

Push adaptor nozzle into magazine fill valve in this vertical orientation to fill your magazine with liquid propellant. Filling on an angle could undersell your magazine.



## CHOOSING YOUR DUSTER GAS

Some airsoft products are designed to run on HFC134A or "duster" gas. Although it can be found in airsoft specific cans with built in fill nozzles, it is much more common as a "canned air" for cleaning electronics.

**Two gases are sold as duster**  
1,1-difluoroethane (HFC-152a) and  
1,1,1-trifluoroethane (HFC-134a).

The gas type is indicated on the label.

Low pressure airsoft products are generally designed to run on trifluoroethane.

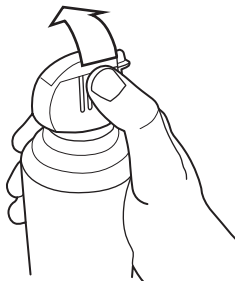
### GAS PRESSURES AT 20°C

1,1,1-trifluoroethane	80psi
1,1-difluoroethane	60psi
propane	130psi

## DUSTER ADAPTOR

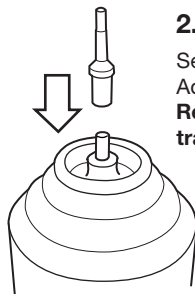
### 1. REMOVE HEAD

After acquiring the correct can of duster gas, pry or push the spray nozzle cap off to reveal the can stem. Be careful to do this gently so as to not damage the can stem.



### 2. INSTALL ADAPTOR

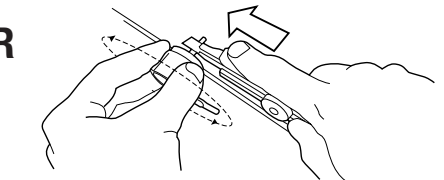
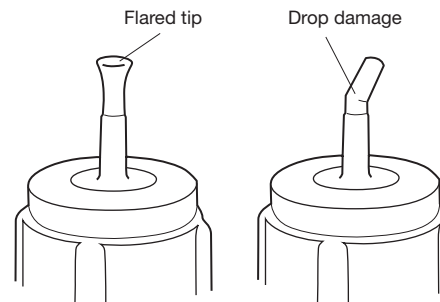
Securely press Duster Adaptor onto can stem. **Remove Adaptor before transporting can.**



## PROPANE ADAPTOR TIP REPAIR

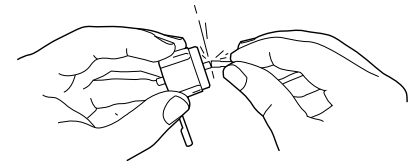
Some versions of Airsoft Innovations' Propane Adaptor are made of a durable plastic. The flexibility of the material decreases flaring of the tip over repeated uses. As with the adaptor, the tip will slowly wear, so we designed the Duster Adaptor to work as a replacement nozzle.

The Duster Adaptor could also be directly applied to an undamaged Propane Adaptor as a nozzle extension for exotic magazine models (such as certain revolvers).



### 1. CUT NOZZLE TIP

Roll the Propane Adaptor nozzle along a flat surface with a sharp blade about 5mm from the adaptor base to score it.



### 2. REMOVE NOZZLE TIP

Bend and snap the broken tip off the adaptor.

### 3. ATTACH NEW TIP

Press Duster Adaptor onto cut down Propane Adaptor. It is now ready to use again.

